

NEW



**MINI EXCAVATOR** | 15C-I/16C-I/18Z-I/19C-I/19C-I PC

Transport weight: 1479-1868kg Net engine power: 10.8kW



# CHOOSING A COMPACT EXCAVATOR JUST GOT TOUGHER



## **THE NEW GENERATION 1-2 TONNE COMPACT EXCAVATOR RANGE FROM JCB ENCOMPASSES FIVE MODELS INCLUDING FOUR CONVENTIONAL TAILSWING AND ONE ZERO TAILSWING MODEL.**

There are two lightweight Conventional Tailswing models, the 15C and 16C. These are ideally suited to being towed behind a van or pickup. The 15C is a standard specification, fixed undercarriage model driven by a gear pump offering single speed tracking. The transport weight of the 16C at 1674kg with a cab is enhanced with a retracting undercarriage, two speed tracking and a variable displacement pump.

The 18Z is a zero tailswing model, offers the same performance features as the 16C, but in a zero tailswing package, facilitating work in tight environments such as footways and in between buildings. This helps to reduce risk of damage both to the machine and the workspace.

The 19C shares the same compact footprint as the rest of the range, however has greater tearout and lift capacity for customers carrying with greater requirements. There is also the option of a 1344mm dipper offering greater reach and dig depth.

The 19C PC has additional operating features offering customers an enhanced operating experience. Features such as Electro Proportional Control, Auto Kickdown, travel motors as well as the option of a hydraulic quick hitch, additional auxiliary lines and adjustable auxiliary flows are available.



# CHOOSE TOUGH.

THE NEW GENERATION JCB MINI EXCAVATORS HAVE BEEN DESIGNED AND BUILT TO WITHSTAND THE TOUGHEST OF JOB SITES. WITH LONG-LASTING COMPONENTS AND EASY, COST EFFECTIVE REPAIRS, THEY PROVIDE MINIMUM DOWNTIME AND MAXIMUM PROFITS.

## Designed to last.

**1** Full width rear cast counterweight gives full protection against site damage.

All hydraulic components are assembled within a hydraulic clean room and go through multi-stage hot tests and oil detection processes to ensure reliability.

Improved dig end pins with ARCO coating protects pins against corrosion, helping towards reduced cost of ownership.

**2** State of the art manufacturing processes to achieve ultimate build quality, reliability, durability, service life and machine uptime. Our in-house paint process is a case in point, guaranteeing quality and lasting protection.

**3** The standard\* heavy-duty kingpost optimises service life and lowers the cost of ownership due to the durable re-bushable pivots. \*Excluding the 15C-1.

**4** The top mounted boom ram reduces the risk of damage on site, for instance when loading dumpers.

**5** Hoses are routed through the boom, dipper and kingpost for ultimate durability. All five models use O-ring faced seal hydraulics which provides excellent sealing capabilities.



## Strong and durable.

**6** The 18Z is JCB's first zero tailswing model within its class, it protects the machine and surrounding environment from accidental damage.

**7** Solid cast rear door for maximum impact resistance compared to glass reinforced plastic.

**8** Three single flanged bottom rollers allied with short pitch tracks ensures a smooth ride. Long pitch rubber or steel tracks are optional for more arduous applications.

**9** The strong, durable H frame undercarriage provides rigid support with an open design allowing spoil to fall readily preventing excessive componentry wear.

For ultimate rigidity, the extending undercarriage beams are constructed from 25mm solid steel plate\*.

*\*15c-1 has a fixed undercarriage.*



6



7



8



9

## CHOOSE EASY.

**MOST JOBS ARE HARD ENOUGH WITHOUT THE ADDED STRESS OF DIFFICULT AND FREQUENT SERVICING, HARD TO REACH CLEANING AND OF COURSE UNCOMFORTABLE OPERATING CONDITIONS. THAT'S WHY WE'VE JUST MADE THEM EASY.**

### Making life easy.

**1** Easy pre-start checks allows you to check fluid oil levels whilst an analogue hour meter gives you quick and easy viewing without having to turn the machine on.

Standard two speed tracking is operated by a button on the dozer. Auto kick-down is standard on the 19C-1 PC and optional on the 16C-1, 18Z-1 and 19C-1.

**2** New right hand positioned panel with easy button functions, easy to read indicators and warnings allow the operator to always be aware of the machines status as well as potential risks.

**3** Electro proportional control as standard on the 19C-1 PC enables new finer control through an auxiliary thumb switch to allow for precision control of attachments.

All new valve block, spools and floor controls allow for fine control and smooth operation for even the less experienced operator, increasing productivity.



### Supporting productivity.

4 180° opening service door to access all cleaning and maintenance points with a separate, daily checks door.

5 Our hydraulic system allows you to travel in a straight line at the same time as selecting excavator functions, increasing productivity.

6 Spacious cab with large door entry, excellent visibility and intuitive controls. 24% bigger than the previous model. Easily accessible external lockable fuel tank provides extra security.



# CHOOSE SIMPLE.

DESIGNED TO SIMPLY GET ON WITH WORKING, THE NEW GENERATION MINIS ARE ALL DESIGNED WITH YOUR PROFITS IN MIND. WITH A SIMPLE, CLASSIC DESIGN, LOW COST MAINTENANCE AND EASY REPAIRS EQUALS MACHINES TAILORED TO YOUR NEEDS, WHY CHOOSE ANYTHING ELSE?

Bucket rotation is a huge 201°, offering great spoil retention during truck loading, providing total versatility. Dipper lengths are 950mm, 1100mm and 1344mm.



## User-friendly environment.

**1** Large glass area gives increased visibility. 70/30 split line and clear joining split gives perfect visibility down to the dozer blade.



**2** Flat glass which is easier to replace and more cost effective than curved options, with the added benefit of sun reflecting tinted glass for operator comfort.



**3** The new range boasts new instrumentation, the 19C-1 PC has the added benefit of an integrated membrane switch immobiliser pad.



**4** Improved 2 speed heater with three multi-positioned vents for ultimate operator comfort.





### Ultimate convenience.

5 Graphite impregnated bushes with industries lowest greasing intervals of 500 hours, means no need for daily greasing.

6 Hydraulic connections reduced along with hose length reductions and combined control valves; all deliver improved hydraulic efficiency and reduced component complexity.

Premium or rental specifications to help choose the right machine. Zero tailswing or Conventional tailswing plus cab or canopy options across the range.

7 Reduced minimum front swing radius for a compact machine that can tuck up to work in the tightest of conditions without compromise to load over height.



## CHOOSE QUICK.

WHEN TIME IS MONEY AND GETTING FROM THE LAST JOB TO THE NEXT JOB QUICKER IS A HUGE ADVANTAGE, THE NEW GENERATION MINIS DON'T HANG ABOUT. QUICK CLEANING, TRANSPORTING AND ATTACHMENT CHANGES ALL ADD UP TO BIGGER PROFITS FOR YOU.

### Ultimate versatility.

- 1 Industry standard bucket centres and pin sizes (30mm) for maximum attachment versatility.
- 2 Factory ready manual or hydraulic quick hitch (model specific) allows the operator to switch between attachments quickly and safely.
- 3 Choose from JCB's range of specially designed attachments. They provide ultimate performance, full JCB warranty compliance, and optimum fit and operation. Dual hydraulic flow is available as an option.




## Low cost of ownership.

- 4 New dig end geometry allows the machines to load dumpers without the need to re-position speeding up arduous jobs on site.
- 5 Sloping undercarriage track legs gives minimal soil retention and enables fast cleaning.
- 6 The new dozer geometry allows the blade to become free of material build up. With easy to use swing out dozer wing extensions, there's no need for any tools for operation\*.
- 7 No daily greasing with easy to access maintenance and cleaning means quicker turnaround times.

\* Not applicable for the 15c-1

- 8 With low operating weights, each machine can be easily towed to wherever they're needed.
- 9 10 tie down and lifting points ensure compliant, speedy machine transportation.



## SAFE & SECURE.

WORKING QUICKER IS ALSO ABOUT WORKING SMARTER. AS WORKING CONDITIONS BECOME MORE AND MORE RESTRICTED, SAFETY BECOMES MORE AND MORE IMPORTANT. JCB HAS ALWAYS BEEN AT THE FOREFRONT OF SITE SAFETY AND PROVIDES INNOVATIVE WAYS TO IMPROVE IT.

### Work smart.

1 The new cabs are fully ROPS and FOPS compliant, for increased protection laminated glass is available as an option.

2 All services, including tracking and dozer, are isolated when the control pod is raised as an additional safety precautionary measure.

3 Lift overload audible warning system on the 19c-1 PC ensures maximum stability and safety when working efficiently.

4 A lockable internal toolbox provides safe tool storage on all models.

Optional operator presence and seat belt isolation switches for increased on site safety.



1



2



3



4

## Safely does it.

**4** Optimum seat position with large glass area and bodywork design combine to give excellent all round visibility for increased on site safety. As a result, all models do not require mirrors to meet EU regulations.

**5** JCB's unique 2GO system gives an additional layer of safety meaning all controls are fully isolated unless the 2GO button is activated.

For increased safety, there is a Thatcham approved immobiliser\*, eliminating the possibility of an unauthorised start. Having the software system Livelink and Datatag\* on the minis, will allow you to set a geofence and machine working restrictions.

A key benefit of the Livelink and immobiliser combination is the remote pin code management system, which allows you to remotely authorise or deny the usage of the machine. Up to 14 individual pin codes can be programmed into the system, offering the option to customise operator preferences by embedding a separate auxiliary mode in each code.

\* Region specific.




# LIVELINK, WORK SMARTER.

**LIVELINK IS AN INNOVATIVE SOFTWARE SYSTEM THAT LETS YOU MANAGE JCB MACHINES REMOTELY – ONLINE, BY EMAIL OR BY MOBILE PHONE. ACCESS EVERYTHING FROM MACHINE ALERTS TO HISTORY INFORMATION, WITH ALL DATA STORED AT A SECURE CENTRE.**

## Productivity and cost benefits

By providing information like machine location, Livelink can help improve efficiency and perhaps even reduce insurance costs.



## Maintenance benefits

Manage machine maintenance easily – accurate hours monitoring and service alerts improve maintenance planning, while real-time location data helps you manage your fleet. Critical machine alerts and maintenance history records are also available.



## Security benefits

Livelink's real-time geofencing alerts tell you when machines move out of predetermined zones, and real-time curfew alerts inform you of unauthorised usage. Further benefits include real-time location information, advanced ECU matching (pairs Livelink with the immobiliser or ECU), and PIN code management (to remotely authorise usage – perfect for plant hire).



## VALUE ADDED.

JCB'S WORLDWIDE CUSTOMER SUPPORT IS FIRST CLASS. WHATEVER YOU NEED AND WHEREVER YOU ARE, WE'LL BE AVAILABLE QUICKLY AND EFFICIENTLY TO HELP MAKE SURE YOUR MACHINERY IS PERFORMING TO ITS FULL POTENTIAL.



1

**1** Our Technical Support Service provides instant access to factory expertise, day or night, while our Finance and Insurance teams are always on hand to provide fast, flexible, competitive quotes.

**2** The global network of JCB Parts Centres is another model of efficiency; with 16 regional bases, we can deliver around 95% of all parts anywhere in the world within 24 hours. Our genuine JCB parts are designed to work in perfect harmony with your machine for optimum performance and productivity.

*Note: JCB LIVELINK and JCB ASSETCARE may not be available in your region, so please check with your local dealer.*

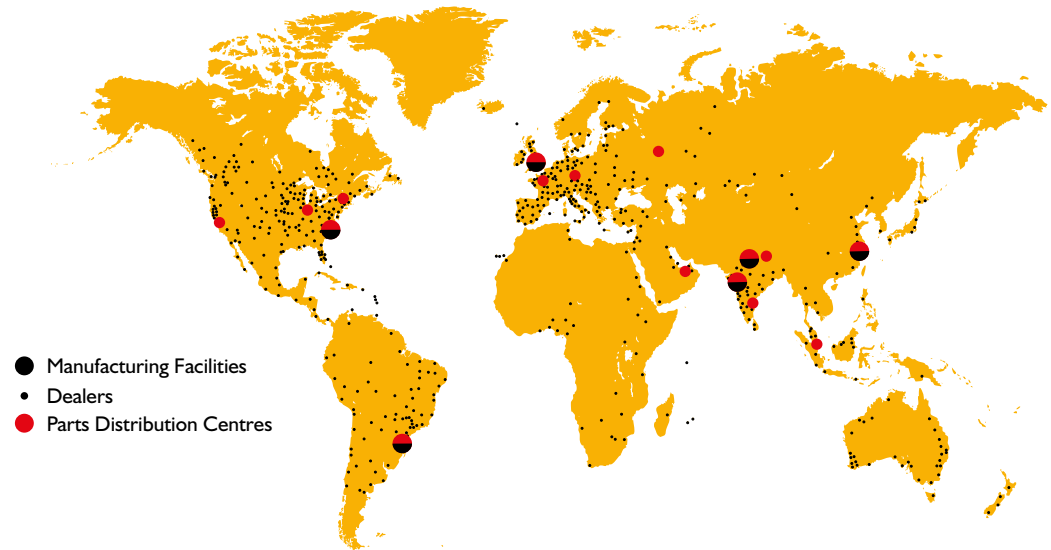


2

**3** JCB Assetcare offers comprehensive extended warranties and service agreements, as well as service-only or repair and maintenance contracts. Irrespective of what you opt for, our maintenance teams around the world charge competitive labour rates, and offer non-obligation quotations as well as fast, efficient insurance repair work.

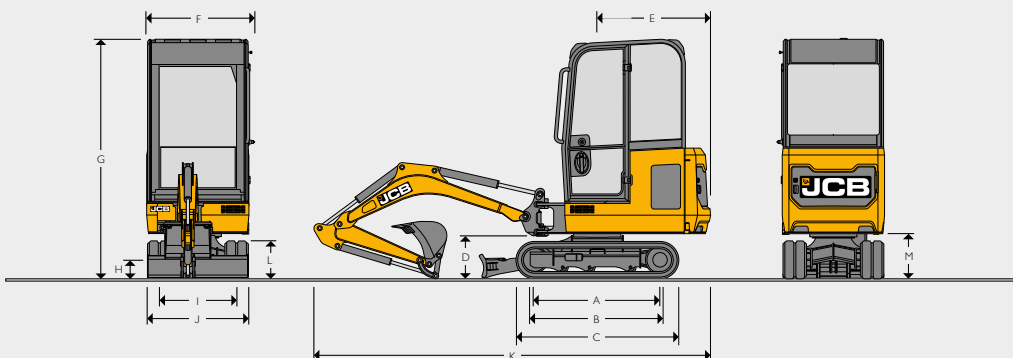


3



- Manufacturing Facilities
- Dealers
- Parts Distribution Centres

## STATIC DIMENSIONS



| Machine model |  | 15C-1 | 16C-1 | 18Z-1    | 19C-1    | 19C-1 PC |
|---------------|--|-------|-------|----------|----------|----------|
| A             | Sprocket idler centres                         | mm    | 1022  | 1218     | 1218     | 1218     |
| B             | Track length on ground                         | mm    | 1030  | 1220     | 1220     | 1220     |
| C             | Undercarriage overall length - rubber          | mm    | 1378  | 1578     | 1578     | 1578     |
|               | Undercarriage overall length - steel           | mm    | 1378  | 1578     | 1578     | 1578     |
| D             | Kingpost clearance                             | mm    | 409   | 409      | 409      | 409      |
| E             | Tailswing radius                               | mm    | 1103  | 1103     | 685      | 1103     |
| F             | Overall width of superstructure                | mm    | 996   | 996      | 996      | 996      |
| G             | Height over cab                                | mm    | 2324  | 2324     | N/A      | 2328     |
|               | Height over canopy                             | mm    | 2342  | 2342     | 2340     | 2345     |
| H             | Ground clearance                               | mm    | 162   | 162      | 162      | 162      |
| I             | Track gauge - retracted/extended               | mm    | 750   | 750-1110 | 750-1110 | 750-1110 |
| J             | Width over tracks / rubber / steel - retracted | mm    | 980   | 980      | 980      | 980      |
|               | Width over tracks / rubber / steel - extended  | mm    | N/A   | 1330     | 1330     | 1330     |
| K             | Transport length                               | mm    | 3860  | 3860     | 3547     | 3860     |
| L             | Track height                                   | mm    | 367   | 367      | 367      | 367      |
| M             | Counterweight clearance                        | mm    | 434   | 434      | 434      | 434      |

## ENGINE

| Machine model         | 15C-1, 16C-1, 18Z-1, 19C-1, 19C-1 PC |                 |
|-----------------------|--------------------------------------|-----------------|
| Model                 | 403D-07                              |                 |
| Fuel                  | Diesel                               |                 |
| Cooling               | Water cooled                         |                 |
| Gross power ISO 14396 | kW                                   | 11.7 @ 2550 rpm |
| Net power             | kW                                   | 10.8 @ 2550 rpm |
| Max. torque ISO 14396 | Nm                                   | 45.6 @ 2000 rpm |
| Displacement          | cc                                   | 762             |
| Gradeability          | degrees                              | 35°             |
| Starter motor         | kW                                   | 1.2             |
| Battery               | volt / amps                          | 12V / 65AH      |
| Alternator            | amps (aircon)                        | 60              |

## UNDERCARRIAGE

| Machine model         |     | 15C-1 | 16C-1       | 18Z-1       | 19C-1       | 19C-1 PC    |
|-----------------------|-----|-------|-------------|-------------|-------------|-------------|
|                       |     | Fixed | Retractable | Retractable | Retractable | Retractable |
| No. of bottom rollers |     | 3     | 3           | 3           | 3           | 3           |
| Track width rubber    | mm  | 230   | 230         | 230         | 230         | 230         |
| Track width steel     | mm  | 230   | 230         | 230         | 230         | 230         |
| Travel speed - low    | kph | 2.0   | 2.4         | 2.4         | 2.4         | 2.4         |
| Travel speed - high   | kph | N/A   | 4.1         | 4.1         | 4.1         | 4.1         |
| Tractive effort       | kN  | 11.5  | 11.5        | 13.2        | 13.2        | 13.2        |

## HYDRAULIC SYSTEM

| Machine model                        |     | 15C-1 | 16C-1  | 18Z-1  | 19C-1  | 19C-1 PC |
|--------------------------------------|-----|-------|--------|--------|--------|----------|
| Pump                                 | cc  | 10    | 18     | 18     | 18     | 18       |
| Nominal output @ max rpm             | lpm | 25    | 42     | 42     | 42     | 42       |
| Excavator/track main relief pressure | bar | 205   | 205    | 235    | 235    | 235      |
| Slew main relief pressure            | bar | 205   | 205    | 167    | 167    | 167      |
| Auxiliary hydraulic pressure (Aux 1) | bar | 200   | 200    | 200    | 200    | 200      |
| Auxiliary hydraulic pressure (Aux 2) | bar | N/A   | N/A    | N/A    | N/A    | 200      |
| Auxiliary hydraulic flow (Aux 1)     | lpm | 25    | 32     | 32     | 32     | 32       |
| Auxiliary hydraulic flow (Aux 2)     | lpm | N/A   | N/A    | N/A    | N/A    | 32       |
| Hydraulic pump                       |     | Gear  | Piston | Piston | Piston | Piston   |



**WEIGHTS**

| Machine model                                    | 15c-1              |      | 16c-1  |      | 18z-1  | 19c-1  |      | 19c-1 PC |      |      |
|--|--------------------|------|--------|------|--------|--------|------|----------|------|------|
|  | Canopy             | Cab  | Canopy | Cab  | Canopy | Canopy | Cab  | Canopy   | Cab  |      |
| Operating weight*                                | kg                 | 1554 | 1664   | 1639 | 1749   | 1749   | 1830 | 1910     | 1863 | 1943 |
| FOPS (Falling Object Protective Structure) guard | kg                 | N/A  | 15     | N/A  | 15     | N/A    | N/A  | 15       | N/A  | 15   |
| Steel tracks                                     | kg                 | 81   | 81     | 81   | 81     | 81     | 81   | 81       | 81   | 81   |
| Long dozer                                       | kg                 | 9    | 9      | 9    | 9      | 9      | 9    | 9        | 9    | 9    |
| Mechanical quickhitch                            | kg                 | 14   | 14     | 14   | 14     | 14     | 14   | 14       | 14   | 14   |
| Hydraulic quickhitch (without hoses)             | kg                 | N/A  | N/A    | N/A  | N/A    | N/A    | N/A  | N/A      | 24   | 24   |
| Gravemaster dipper                               | kg                 | N/A  | N/A    | N/A  | N/A    | N/A    | 5    | 5        | 5    | 5    |
| Shipping weight**                                | kg                 | 1460 | 1570   | 1545 | 1655   | 1655   | 1736 | 1816     | 1769 | 1849 |
| Ground bearing pressure (rubber tracks)          | kg/cm <sup>2</sup> | 0.33 | 0.33   | 0.35 | 0.36   | 0.33   | 0.35 | 0.36     | 0.36 | 0.37 |
| Ground bearing pressure (steel tracks)           | kg/cm <sup>2</sup> | 0.35 | 0.35   | 0.36 | 0.38   | 0.35   | 0.36 | 0.38     | 0.38 | 0.39 |
| Transport weight (operator weight - 75kg)        | kg                 | 1479 | 1589   | 1564 | 1674   | 1674   | 1755 | 1835     | 1788 | 1868 |

\*Operator weight to ISO 6016 including cab/canopy, rubber tracks, 950 dipper (15C-1, 16C-1, 19C-1 & 18Z-1), 1100 dipper (19C-1 PC), 300mm bucket, full tanks and a 75kg operator. \*\*Shipping weight to ISO 6016 is mass of the base machine without operator, with fuel level at 10% of tank capacity.

**SERVICE CAPACITIES**

| Machine model    | 15c-1 | 16c-1                               | 18z-1                               | 19c-1             | 19c-1 PC                            |
|------------------|-------|-------------------------------------|-------------------------------------|-------------------|-------------------------------------|
| Fuel tank        | ltr   | 18.5                                | 18.5                                | 20.5              | 18.5                                |
| Engine coolant   | ltr   | Canopy model: 4.2<br>Cab model: 4.7 | Canopy model: 4.2<br>Cab model: 4.7 | Canopy model: 4.2 | Canopy model: 4.2<br>Cab model: 4.7 |
| Engine oil       | ltr   | 2.5                                 | 2.5                                 | 2.5               | 2.5                                 |
| Hydraulic system | ltr   | 28                                  | 28                                  | 28                | 28                                  |
| Hydraulic tank   | ltr   | 15                                  | 15                                  | 15                | 15                                  |

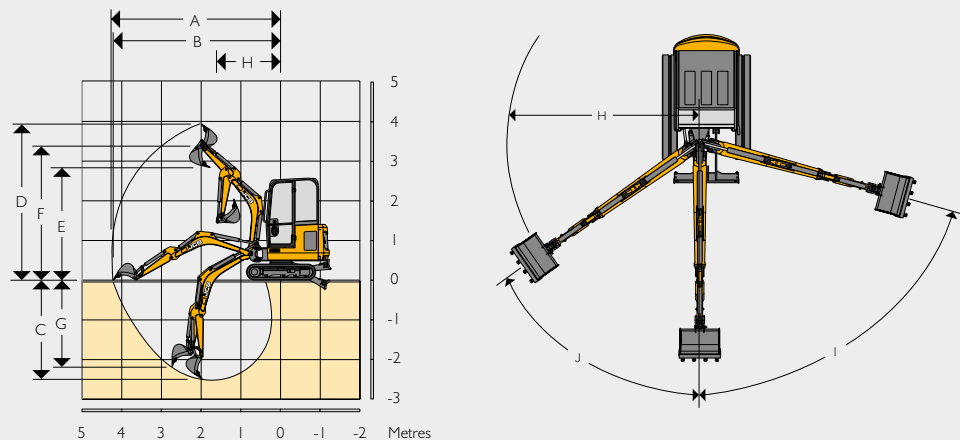
**OPERATOR ENVIRONMENT**

| Machine model                             | 15c-1 | 16c-1       | 18z-1       | 19c-1     | 19c-1 PC    |
|---|-------|-------------|-------------|-----------|-------------|
| Cab/canopy height                         | mm    | 1347 / 1364 | 1347 / 1364 | na / 2347 | 1347 / 1364 |
| Cab/canopy height with FOGS guard LEVEL I | mm    | 1366 / 1364 | 1366 / 1364 | na / 2347 | 1366 / 1364 |
| Cab/canopy length with FOGS guard LEVEL I | mm    | 1236 / 1427 | 1236 / 1427 | 1107      | 1236 / 1427 |
| Cab/canopy length                         | mm    | 1202 / 1427 | 1202 / 1427 | 1107      | 1202 / 1427 |
| Cab/canopy width                          | mm    | 976 / 978   | 976 / 978   | 978       | 976 / 978   |

**DOZER**

| Machine model                     | 15c-1   | 16c-1 | 18z-1 | 19c-1 | 19c-1 PC |
|-----------------------------------|---------|-------|-------|-------|----------|
| Dozer length (STD) centre of boss | mm      | 787   | 787   | 787   | 787      |
| Max. height above ground          | mm      | 239   | 239   | 239   | 239      |
| Dig depth below ground            | mm      | 225   | 225   | 225   | 225      |
| Approach angle                    | degrees | 25.3  | 25.3  | 25.3  | 25.3     |
| Width (without wings)             | mm      | 980   | 980   | 980   | 980      |
| Width (with wings)                | mm      | N/A   | 1340  | 1340  | 1340     |
| Height                            | mm      | 234   | 234   | 234   | 234      |

**WORKING RANGE**



|  | 15c-1 / 16c-1 (950mm Dipper) | 15c-1 / 16c-1 (1100mm Dipper) | 18z-1 / 19c-1 / 19c-1 PC (950mm Dipper) | 18z-1 / 19c-1 / 19c-1 PC (1100mm Dipper) | 19c-1, 19c-1 PC (1344mm Gravemaster Dipper) |      |
|--|------------------------------|-------------------------------|---|--|---|------|
| Boom length                            | mm                           | 1800                          | 1800                                    | 1800                                     | 1800  |      |
| A Max. digging reach                   | mm                           | 3899                          | 4043                                    | 3899                                     | 4043  | 4247 |
| B Max. digging reach on ground         | mm                           | 3834                          | 3981                                    | 3834                                     | 3981  | 4220 |
| C Max. digging depth – dozer up        | mm                           | 2271                          | 2421                                    | 2271                                     | 2421  | 2665 |
| Max. digging depth – dozer down        | mm                           | 2426                          | 2576                                    | 2426                                     | 2576  | 2819 |
| D Max. digging height                  | mm                           | 3556                          | 3667                                    | 3556                                     | 3667  | 3847 |
| E Max. dump/load-over height           | mm                           | 2598                          | 2637                                    | 2598                                     | 2637  | 2818 |
| F Max. height to dipper nose pivot pin | mm                           | 3116                          | 3154                                    | 3116                                     | 3154  | 3335 |
| G Max. vertical wallcut depth          | mm                           | 1933                          | 2139                                    | 1933                                     | 2139  | 2375 |
| H Min. front swing radius (no offset)  | mm                           | 1488                          | 1517                                    | 1488                                     | 1517  | 1565 |
| Min. front swing radius (fully offset) | mm                           | 1171                          | 1196                                    | 1171                                     | 1196  | 1236 |
| I Boom swing left                      | degrees                      | 75°                           | 75°                                     | 75°                                      | 75°   | 75°  |
| J Boom swing right                     | degrees                      | 55°                           | 55°                                     | 55°                                      | 55°   | 55°  |
| Bucket rotation                        | degrees                      | 201°                          | 201°                                    | 201°                                     | 201°  | 201° |
| Dipper rotation                        | degrees                      | 126°                          | 126°                                    | 126°                                     | 126°  | 126° |
| Bucket tearout (power position)        | kN                           | 15.6                          | 15.6                                    | 18                                       | 18  | 18   |
| Dipper tearout                         | kN                           | 8.8                           | 7.9                                     | 10.1                                     | 9.1   | 7.9  |
| Slew speed                             | rpm                          | 7.9                           | 7.9                                     | 7.9                                      | 7.9   | 7.9  |

| EQUIPMENT   |       |       |       |       |          |                                    |       |       |       |           |          |
|---|-------|-------|-------|-------|----------|------------------------------------|-------|-------|-------|-----------|----------|
| Machine model   | 15C-1 | 16C-1 | 18Z-1 | 19C-1 | 19C-1 PC | Machine model                      | 15C-1 | 16C-1 | 18Z-1 | 19C-1     | 19C-1 PC |
| <b>SERVICE AND MAINTENANCE</b>                            |       |       |       |       |          | <b>PROTECTION AND SAFETY</b>       |       |       |       |           |          |
| Beacon ready kit  | •     | •     | •     | •     | •        | ROPS, TOPS & FOGS certified canopy | •     | •     | •     | •         | •        |
| Single element air cleaner                                | •     | •     | •     | •     | •        | ROPS & TOPS certified cab          | +     | +     |       | +         | +        |
| 500 hours dig end greasing intervals                      | •     | •     | •     | •     | •        | Internal lockable toolbox          | •     | •     | •     | •         | •        |
| Grease gun & cartridge                                    | +     | +     | +     | +     | +        | Protected boom work light          | +     | •     | •     | •         | •        |
| Toolkit   | +     | +     | +     | +     | +        | 2GO hydraulic isolation            | •     | •     | •     | •         | •        |
| Automatic glow plug                                       |       |       |       |       | +        | Cesar Data Tag (UK ONLY)           | •     | •     | •     | •         | •        |
| <b>TRACKS AND UNDERCARRIAGE</b>                           |       |       |       |       |          | <b>EXTERNAL EQUIPMENT</b>          |       |       |       |           |          |
| 230mm short pitch rubber tracks                           | •     | •     | •     | •     | •        | Standard dipper (mm)               | 950   | 950   | 950   | 950       | 1100     |
| Two speed tracking  |       | •     | •     | •     | •        | Dipper options (mm)                | 1100  | 1100  | 1100  | 1100/1344 | 950/1344 |
| Retractable undercarriage                                 |       | •     | •     | •     | •        | Tie down points                    | •     | •     | •     | •         | •        |
| Extendable dozer blade                                    |       | •     | •     | •     | •        | LED beacon                         | +     | +     | +     | +         | +        |
| Heavy duty recoiled tracked tensioners                    |       | •     | •     | •     | •        | Halogen work lights                | +     | +     | +     | +         | +        |
| 230mm long pitch rubber tracks                            |       | +     | +     | +     | +        | Heavy duty kingpost                | +     | •     | •     | •         | •        |
| 230mm steel tracks  |       | +     | +     | +     | +        | Exterior mirrors                   | +     | +     | +     | +         | +        |
| Long dozer blade  | +     | +     | +     | +     | +        | Full bucket range                  | +     | +     | +     | +         | +        |
| Auto kick down track motors                               |       | +     | +     | +     | •        | Mechanical quick hitch             | +     | +     | +     | +         | +        |
| <b>OPERATOR STATION</b>                                   |       |       |       |       |          | Hydraulic quick hitch              |       |       |       |           |          |
| LED worklights  |       | +     | +     | +     | +        | Thumb ready dipper                 | +     | +     | +     | +         | +        |
| Full audio visual warning systems                         | •     | •     | •     | •     | •        | <b>STANDARD</b> •                  |       |       |       |           |          |
| Full control isolation                                    | •     | •     | •     | •     | •        | <b>OPTIONAL</b> +                  |       |       |       |           |          |
| 12 volt power socket                                      | •     | •     | •     | •     | •        |                                    |       |       |       |           |          |
| ISO servo controls  | •     | •     | •     | •     | •        |                                    |       |       |       |           |          |
| Static seat   | •     | •     | •     | •     | •        |                                    |       |       |       |           |          |
| Electro-proportional thumb controlled dual flow auxiliary |       |       |       |       | +        |                                    |       |       |       |           |          |
| Dual patterned controls (ISO/SAE changeover)              | +     | +     | +     | +     | +        |                                    |       |       |       |           |          |
| Fabric suspension seat                                    | +     | +     |       | +     | +        |                                    |       |       |       |           |          |
| Vinyl suspension seats                                    | +     | +     | +     | +     | +        |                                    |       |       |       |           |          |
| LED interior lights                                       |       | +     |       | +     | +        |                                    |       |       |       |           |          |
| Sunblind  | +     | +     | +     | +     | +        |                                    |       |       |       |           |          |
| Fire extinguisher   | +     | +     | +     | +     | +        |                                    |       |       |       |           |          |
| Track lever pedals  | +     | +     | +     | +     | +        |                                    |       |       |       |           |          |
| Full radio kit  | +     | +     |       | +     | +        |                                    |       |       |       |           |          |
| <b>HYDRAULICS</b>   |       |       |       |       |          |                                    |       |       |       |           |          |
| Hydraulic slew travel lock                                | •     | •     | •     | •     | •        |                                    |       |       |       |           |          |
| Single acting auxiliary circuit                           | •     | •     | •     | •     | •        |                                    |       |       |       |           |          |
| Variable displacement pump                                |       | •     | •     | •     | •        |                                    |       |       |       |           |          |
| Straight line travel circuit                              | •     | •     | •     | •     | •        |                                    |       |       |       |           |          |
| ORFS hydraulics   | •     | •     | •     | •     | •        |                                    |       |       |       |           |          |
| Quick release auxiliary couplers                          | •     | •     | •     | •     | •        |                                    |       |       |       |           |          |
| Double acting auxiliaries                                 | +     | +     | +     | +     | +        |                                    |       |       |       |           |          |
| Auxiliary vent  |       |       |       |       | •        |                                    |       |       |       |           |          |

**LIFT CAPACITIES – STANDARD DOZER. 230MM RUBBER TRACKS. 950MM DIPPER. NO ATTACHMENTS 15C-I**

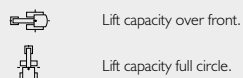
| Load Point | 1.5m     |            |           |          |            |           | 2.0m     |            |           |          |            |           | 3.0m     |            |           |          |            |           | 3.5m     |  |
|------------|----------|------------|-----------|----------|------------|-----------|----------|------------|-----------|----------|------------|-----------|----------|------------|-----------|----------|------------|-----------|----------|--|
|            |          |            |           |          |            |           |          |            |           |          |            |           |          |            |           |          |            |           | Distance |  |
| Height     | Dozer Up | Dozer Down | Over Side | Dozer Up | Dozer Down | Over Side | Dozer Up | Dozer Down | Over Side | Dozer Up | Dozer Down | Over Side | Dozer Up | Dozer Down | Over Side | Dozer Up | Dozer Down | Over Side | Distance |  |
| m          | kg       | kg         | kg        | kg       | kg         | kg        | kg       | kg         | kg        | kg       | kg         | kg        | kg       | kg         | kg        | kg       | kg         | kg        | mm       |  |
| 2.5        |          |            |           |          |            |           | 307      | 323        | 298       |          |            |           |          |            |           | 284*     | 372        | 202*      | 2500     |  |
| 2.0        |          |            |           |          |            |           | 311      | 334        | 298       | 260*     | 360        | 190*      |          |            |           | 232*     | 360        | 168*      | 3000     |  |
| 1.5        | 379*     | 508        |           | 432      | 472        | 360*      | 379      | 420        | 249*      | 254*     | 377        | 188*      |          |            |           | 209*     | 346        | 146*      | 3250     |  |
| 1.0        | 528*     | 849        | 361*      | 461*     | 706        | 323*      | 323*     | 495        | 234*      | 251*     | 405        | 178*      |          | 311        | 134*      | 194*     | 327        | 134*      | 3400     |  |
| 0.5        | 465*     | 841        | 319*      | 426*     | 760        | 298*      | 322*     | 556        | 221*      | 236*     | 379        | 173*      |          | 190*       | 135*      | 190*     | 311        | 131*      | 3300     |  |
| 0          | 475*     | 768        | 327*      | 407*     | 690        | 285*      | 294*     | 505        | 213*      | 227*     | 339        | 164*      |          |            |           | 191*     | 292        | 135*      | 3300     |  |
| -0.5       | 528*     | 700        | 392*      | 401*     | 597        | 287*      | 302*     | 466        | 208*      | 233*     |            | 164*      |          |            |           | 212*     | 282        | 145*      | 3250     |  |
| -1.0       | 618      | 674        | 356*      | 420*     | 552        | 280*      | 294*     | 386        | 209*      |          |            |           |          |            |           |          | 274        | 167*      | 3000     |  |

**LIFT CAPACITIES – STANDARD DOZER. 230MM RUBBER TRACKS. 1100MM DIPPER. NO ATTACHMENTS 16C-I**

| Load Point | 1.5m     |            |           |          |            |           | 2.0m     |            |           |          |            |           | 3.0m     |            |           |          |            |           | 3.5m     |            |           |          |  |  | Capacity at maximum reach |  |
|------------|----------|------------|-----------|----------|------------|-----------|----------|------------|-----------|----------|------------|-----------|----------|------------|-----------|----------|------------|-----------|----------|------------|-----------|----------|--|--|---------------------------|--|
|            |          |            |           |          |            |           |          |            |           |          |            |           |          |            |           |          |            |           |          |            |           | Distance |  |  |                           |  |
| Height     | Dozer Up | Dozer Down | Over Side | Dozer Up | Dozer Down | Over Side | Dozer Up | Dozer Down | Over Side | Dozer Up | Dozer Down | Over Side | Dozer Up | Dozer Down | Over Side | Dozer Up | Dozer Down | Over Side | Dozer Up | Dozer Down | Over Side | Distance |  |  |                           |  |
| m          | kg       | kg         | kg        | kg       | kg         | kg        | kg       | kg         | kg        | kg       | kg         | kg        | kg       | kg         | kg        | kg       | kg         | kg        | kg       | kg         | kg        | mm       |  |  |                           |  |
| 2.5        |          |            |           |          |            |           | 230      | 278*       | 294*      |          |            |           |          |            |           | 238      | 326*       | 328*      |          |            |           | 2800     |  |  |                           |  |
| 2.0        |          |            |           |          |            |           | 239      | 291*       | 298*      | 212      | 307*       | 303*      |          |            |           | 227      | 311*       | 261       |          |            |           | 3250     |  |  |                           |  |
| 1.5        |          |            |           | 330*     | 352*       | 347*      | 255      | 356*       | 352*      | 203      | 332*       | 327*      |          |            |           | 176      | 309*       | 235       |          |            |           | 3450     |  |  |                           |  |
| 1.0        | 620      | 832*       | 781*      | 404      | 534*       | 527*      | 300      | 419*       | 411*      | 263      | 355*       | 287       | 182      | 295*       | 224       | 182      | 295*       | 224       |          |            |           | 3500     |  |  |                           |  |
| 0.5        | 437      | 926*       | 688       | 347      | 682*       | 518       | 290      | 477*       | 363       | 215      | 372*       | 272       | 182      | 298*       | 226       | 163      | 283*       | 212       |          |            |           | 3600     |  |  |                           |  |
| 0          | 417      | 830*       | 640       | 330      | 674*       | 516       | 275      | 512*       | 359       | 200      | 371*       | 279       | 171      | 279*       | 230       | 171      | 279*       | 230       |          |            |           | 3500     |  |  |                           |  |
| -0.5       | 512      | 791*       | 737*      | 446      | 599*       | 443       | 319      | 451*       | 343       | 244      | 338*       | 278       |          |            |           | 182      | 267*       | 268*      |          |            |           | 3300     |  |  |                           |  |
| -1.0       | 493      | 658*       | 619*      | 356      | 486*       | 498*      | 285      | 378*       | 371*      | 210      | 267*       | 285*      |          |            |           | 184      | 256*       | 256*      |          |            |           | 3100     |  |  |                           |  |

**LIFT CAPACITIES – 230MM RUBBER TRACKS, 1800MM BOOM, 1100MM DIPPER, NO BUCKET. 18Z-I**

| Load Point | 1.5m     |           |          |            | 2.0m     |           |          |            | 2.5m     |           |          |            | 3.0m     |           |          |            | 3.5m     |           |          |            | Capacity at maximum reach |           |          |            |          |
|------------|----------|-----------|----------|------------|----------|-----------|----------|------------|----------|-----------|----------|------------|----------|-----------|----------|------------|----------|-----------|----------|------------|---------------------------|-----------|----------|------------|----------|
|            |          |           |          |            |          |           |          |            |          |           |          |            |          |           |          |            |          |           |          |            |                           |           |          |            | Distance |
| Height     | Extended | Retracted | Dozer Up | Dozer Down | Extended | Retracted | Dozer Up | Dozer Down | Extended | Retracted | Dozer Up | Dozer Down | Extended | Retracted | Dozer Up | Dozer Down | Extended | Retracted | Dozer Up | Dozer Down | Extended                  | Retracted | Dozer Up | Dozer Down | mm       |
| m          | kg       | kg        | kg       | kg         | kg       | kg        | kg       | kg         | kg       | kg        | kg       | kg         | kg       | kg        | kg       | kg         | kg       | kg        | kg       | kg         | kg                        | kg        | kg       | kg         | kg       |
| 2.5        |          |           |          |            | 387*     | 164       | 398*     | 304*       | 336*     | 155       | 313*     | 351*       |          |           |          |            |          |           |          |            | 301*                      | 280*      | 346*     | 139        | 2690     |
| 2.0        |          |           |          |            | 379*     | 159       | 390*     | 329*       | 331*     | 255*      | 311*     | 315*       | 218      | 115       | 245*     | 420*       |          |           |          |            | 218                       | 212       | 420*     | 115        | 3000     |
| 1.5        |          |           |          |            | 364*     | 151       | 374*     | 426*       | 383*     | 143       | 370*     | 400*       | 221      | 107       | 257*     | 386*       |          |           |          |            | 175                       | 173       | 359*     | 87         | 3300     |
| 1.0        | 751*     | 305       | 827*     | 950*       | 452*     | 185       | 535*     | 621*       | 293      | 136       | 279      | 492*       | 263      | 97        | 215      | 424*       | 203*     | 80        | 170      | 364        | 203*                      | 170       | 364*     | 80         | 3500     |
| 0.5        | 714      | 207       | 529      | 976*       | 492      | 167       | 377      | 742*       | 321      | 123       | 279      | 540*       | 218      | 100       | 216      | 437*       | 199*     | 74        | 167      | 348        | 199*                      | 167       | 348*     | 74         | 3500     |
| 0          | 458      | 171       | 446      | 932*       | 357      | 146       | 350      | 733*       | 401      | 100       | 242      | 541*       | 202      | 95        | 195      | 411*       |          |           |          |            | 170                       | 165       | 331*     | 76         | 3400     |
| -0.5       | 615      | 161       | 438      | 835*       | 327      | 125       | 314      | 631*       | 274      | 99        | 241      | 484*       | 197      | 100       | 197      | 359*       |          |           |          |            | 179                       | 193       | 312*     | 86         | 3250     |
| -1.0       | 392      | 209*      | 402      | 686*       | 263      | 125       | 287      | 555*       | 212      | 106       | 221      | 403*       | 183      | 92        | 196      | 298*       |          |           |          |            | 183                       | 196       | 298*     | 92         | 3000     |
| -1.5       | 396      | 214       | 406      | 464*       | 269      | 128       | 292      | 383*       | 269      |           |          |            |          |           |          |            |          |           |          |            | 236                       | 255       | 342*     | 114        | 2200     |



**Notes:**

- Lifting capacities are based on ISO 10567, that is: 75% of minimum tipping load or 87% of hydraulic lift capacity, whichever is the less. Lifting capacities marked\* are based on hydraulic capacity.
- Lift capacities assume that the machine is on firm level ground and equipped with an approved lifting point.
- A bucket must be fitted when lifting, the weight of this bucket must be deducted from the above lift capacities.
- Lift capacities may be limited by local regulations. Please refer to your dealer.

**LIFT CAPACITIES – 230MM RUBBER TRACKS, 1800MM BOOM, 1100MM DIPPER, NO BUCKET. I9C-I**

| Load Point  | 1.5m           |                 |                |                  | 2.0m           |                 |                |                  | 2.5m           |                 |                |                  | 3.0m           |                 |                |                  | Capacity at maximum reach |                 |                |                  |                |                 |                |                  |          |
|-------------|----------------|-----------------|----------------|------------------|----------------|-----------------|----------------|------------------|----------------|-----------------|----------------|------------------|----------------|-----------------|----------------|------------------|---------------------------|-----------------|----------------|------------------|----------------|-----------------|----------------|------------------|----------|
|             |                |                 |                |                  |                |                 |                |                  |                |                 |                |                  |                |                 |                |                  |                           |                 |                |                  |                |                 |                |                  | Distance |
| Height<br>m | Extended<br>kg | Retracted<br>kg | Dozer Up<br>kg | Dozer Down<br>kg | Extended<br>kg | Retracted<br>kg | Dozer Up<br>kg | Dozer Down<br>kg | Extended<br>kg | Retracted<br>kg | Dozer Up<br>kg | Dozer Down<br>kg | Extended<br>kg | Retracted<br>kg | Dozer Up<br>kg | Dozer Down<br>kg | Extended<br>kg            | Retracted<br>kg | Dozer Up<br>kg | Dozer Down<br>kg | Extended<br>kg | Retracted<br>kg | Dozer Up<br>kg | Dozer Down<br>kg | mm       |
| 2.5         |                |                 |                |                  |                |                 |                |                  | 401*           | 270             | 404*           | 420*             |                |                 |                |                  | 401*                      | 270             | 404*           | 420*             | 401*           | 270             | 404*           | 420*             | 2500     |
| 2.0         |                |                 |                |                  |                |                 |                |                  | 372*           | 363*            | 376*           | 396*             | 404*           | 224             | 392*           | 412*             | 404*                      | 224             | 392*           | 412*             | 404*           | 224             | 392*           | 412*             | 3000     |
| 1.5         |                |                 |                |                  | 465            | 439*            | 479*           | 506*             | 432*           | 278             | 445*           | 460*             | 398*           | 211             | 397*           | 417*             | 367*                      | 188             | 371*           | 394*             | 367*           | 188             | 371*           | 394*             | 3250     |
| 1.0         | 942*           | 496             | 952*           | 987*             | 698            | 380             | 694*           | 732*             | 522*           | 280             | 524*           | 550*             | 430*           | 228             | 430*           | 451*             | 296                       | 187             | 316            | 396*             | 296            | 187             | 316            | 396*             | 3400     |
| 0.5         | 718*           | 443             | 766            | 985*             | 599            | 348             | 617            | 806*             | 437            | 275             | 443            | 585*             | 343            | 214             | 363            | 460*             | 286                       | 191             | 303            | 378*             | 286            | 191             | 303            | 378*             | 3300     |
| 0           | 840*           | 463             | 902*           | 885*             | 573            | 349             | 581            | 753*             | 435            | 269             | 449            | 586*             | 346            | 215             | 346            | 437*             | 346*                      | 189             | 361*           | 363*             | 346*           | 189             | 361*           | 363*             | 3300     |
| -0.5        | 856*           | 410             | 799*           | 820*             | 642            | 306             | 606*           | 634*             | 505*           | 258             | 452*           | 463*             | 385*           | 204             | 345*           | 345*             | 323*                      | 197             | 313*           | 318*             | 323*           | 197             | 313*           | 318*             | 3250     |
| -1.0        | 616*           | 403             | 668*           | 668*             | 509            | 302             | 518*           | 518*             | 383*           | 251             | 372*           | 372*             |                |                 |                |                  | 296*                      | 231             | 295*           | 294*             | 296*           | 231             | 295*           | 294*             | 2900     |
| -1.5        |                |                 |                |                  | 403*           | 298             | 413*           | 308*             |                |                 |                |                  |                |                 |                |                  | 330*                      | 252*            | 338*           | 252*             | 330*           | 252*            | 338*           | 252*             | 2230     |

**LIFT CAPACITIES – 230MM RUBBER TRACKS, 1800MM BOOM, 1100MM DIPPER, NO BUCKET. I9C-1 PC**

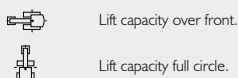
| Load Point  | 1.5m           |                 |                |                  | 2.0m           |                 |                |                  | 2.5m           |                 |                |                  | 3.0m           |                 |                |                  | 3.5m           |                 |                |                  | Capacity at maximum reach |                 |                |                  |          |
|-------------|----------------|-----------------|----------------|------------------|----------------|-----------------|----------------|------------------|----------------|-----------------|----------------|------------------|----------------|-----------------|----------------|------------------|----------------|-----------------|----------------|------------------|---------------------------|-----------------|----------------|------------------|----------|
|             |                |                 |                |                  |                |                 |                |                  |                |                 |                |                  |                |                 |                |                  |                |                 |                |                  |                           |                 |                |                  | Distance |
| Height<br>m | Extended<br>kg | Retracted<br>kg | Dozer Up<br>kg | Dozer Down<br>kg | Extended<br>kg | Retracted<br>kg | Dozer Up<br>kg | Dozer Down<br>kg | Extended<br>kg | Retracted<br>kg | Dozer Up<br>kg | Dozer Down<br>kg | Extended<br>kg | Retracted<br>kg | Dozer Up<br>kg | Dozer Down<br>kg | Extended<br>kg | Retracted<br>kg | Dozer Up<br>kg | Dozer Down<br>kg | Extended<br>kg            | Retracted<br>kg | Dozer Up<br>kg | Dozer Down<br>kg | mm       |
| 2.5         |                |                 |                |                  | 520*           | 417             | 540*           | 439*             | 332*           | 319*            | 292*           | 301*             |                |                 |                |                  |                |                 |                |                  | 290*                      | 277             | 270*           | 327*             | 2690     |
| 2.0         |                |                 |                |                  | 564*           | 410             | 586*           | 476*             | 334*           | 321*            | 297*           | 311*             | 373*           | 219             | 341            | 357*             |                |                 |                |                  | 373*                      | 219             | 341            | 357*             | 3000     |
| 1.5         |                |                 |                |                  | 615*           | 396             | 634*           | 615*             | 402*           | 298             | 375*           | 392*             | 385*           | 220             | 356            | 375*             |                |                 |                |                  | 296                       | 181             | 281            | 349*             | 3300     |
| 1.0         | 689*           | 430             | 837            | 962*             | 644*           | 407             | 613*           | 646*             | 494*           | 286             | 461*           | 482*             | 395*           | 218             | 380            | 398*             | 274            | 170             | 264            | 336*             | 274                       | 170             | 264            | 336*             | 3500     |
| 0.5         | 665            | 417             | 789            | 986*             | 591            | 359             | 634            | 812*             | 451            | 273             | 454            | 575*             | 339            | 209             | 390            | 433*             | 267            | 165             | 272            | 344*             | 267                       | 165             | 272            | 344*             | 3500     |
| 0           | 780            | 490             | 795            | 958*             | 566            | 359             | 599            | 769*             | 424            | 267             | 439            | 552*             | 257            | 205             | 353            | 438*             |                |                 |                |                  | 306*                      | 170             | 328*           | 332*             | 3400     |
| -0.5        | 918*           | 494             | 902*           | 920*             | 673*           | 359             | 590            | 724*             | 492*           | 272             | 432            | 532*             | 371*           | 214             | 378            | 392*             |                |                 |                |                  | 308*                      | 191             | 313*           | 324*             | 3250     |
| -1.0        | 701*           | 479             | 705*           | 788*             | 551*           | 350             | 559*           | 596*             | 424*           | 266             | 421*           | 442*             | 290*           | 248*            | 323*           | 334*             |                |                 |                |                  | 290*                      | 248*            | 323*           | 334*             | 3000     |
| -1.5        | 512*           | 476             | 480*           | 527*             | 460*           | 360             | 412*           | 428*             |                |                 |                |                  |                |                 |                |                  |                |                 |                |                  | 354*                      | 298             | 348*           | 388*             | 2200     |

**PS11 NOISE/ VIBRATION I5C-I / 16C-I / 18Z-I / 19C-I / 19C-I PC**

| Noise and Vibration   | Uncertainty | Measurement conditions |
|---|-------------|------------------------|
| Noise at the operator station (LpA)   | 78 dB (KpA) | ± 1 dB ISO 6396: 2008  |
| Noise emission from the machine (LWA)   | 93 DB (KWA) | ± 1 dB ISO 6395: 1988  |
| Hand Arm Vibration (m/s <sup>2</sup> )<br>Tracking duty<br>Low Idle & Excavating duty | ≤ 2.5 (K)   | * EN ISO 5349-2: 2001  |
| Whole Body Vibration (m/s <sup>2</sup> )  | 0.41 (K)    | 0.21 ISO 2631-1: 1997  |

Based upon a test cycle defined in SAE J 1166

\* based on 50% uncertainty of measurement




- Notes:**
1. Lifting capacities are based on ISO 10567, that is: 75% of minimum tipping load or 87% of hydraulic lift capacity, whichever is the less. Lifting capacities marked\* are based on hydraulic capacity.
  2. Lift capacities assume that the machine is on firm level ground and equipped with an approved lifting point.
  3. A bucket must be fitted when lifting, the weight of this bucket must be deducted from the above lift capacities.
  4. Lift capacities may be limited by local regulations. Please refer to your dealer.









**ONE COMPANY, OVER 300 MACHINES.**

Your nearest JCB dealer

**Mini Excavator 15c-1/16c-1/18z-1/19c-1/19c-1 pc**

Transport weight: 1479-1868kg Net engine power: 10.8kW

JCB Sales Limited, Rokeceter, Staffordshire, United Kingdom ST14 5JP.

Tel: +44 (0)1889 590312 Email: [salesinfo@jcb.com](mailto:salesinfo@jcb.com)

Download the very latest information on this product range at: [www.jcb.com](http://www.jcb.com)

©2009 JCB Sales. All rights reserved. No part of this publication may be reproduced, stored in a retrieval system, or transmitted in any form or by any other means, electronic, mechanical, photocopying or otherwise, without prior permission from JCB Sales. All references in this publication to operating weights, sizes, capacities and other performance measurements are provided for guidance only and may vary dependant upon the exact specification of machine. They should not therefore be relied upon in relation to suitability for a particular application. Guidance and advice should always be sought from your JCB Dealer. JCB reserves the right to change specifications without notice. Illustrations and specifications shown may include optional equipment and accessories. All images are correct at time of print. The JCB logo is a registered trademark of J C Bamford Excavators Ltd.

